

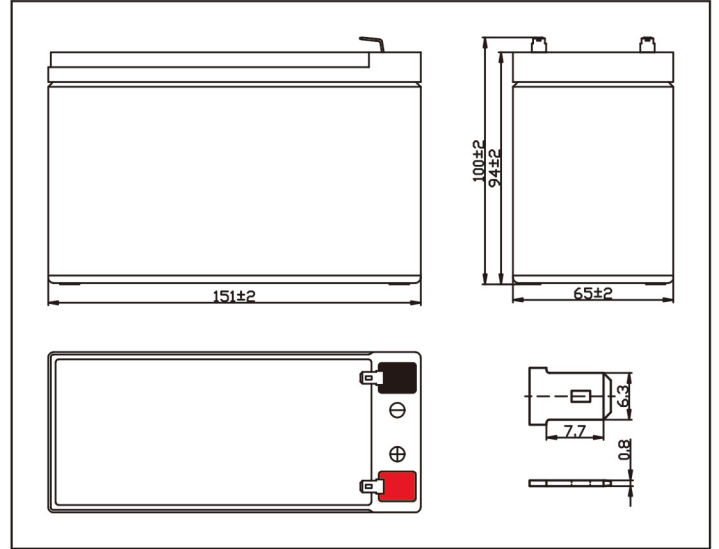
USL120070-2

12V7AH



Plane Chart:

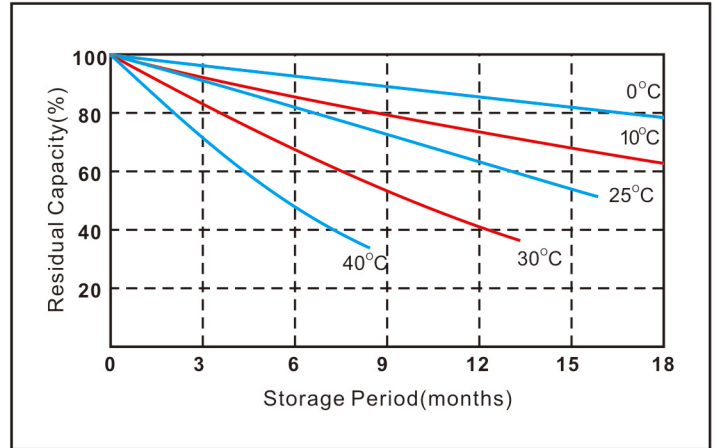
Unit:(mm) Terminal type:(F2)



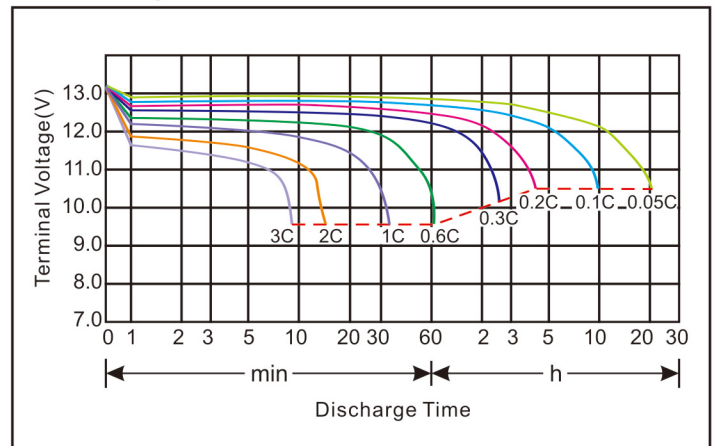
Parameter Chart:

| Volts | | 12V | |
|----------------------------------|------------------------------------|---|--|
| Capacity(25°C) | 20 hours rate (0.35A) | 7Ah | |
| Discharge Current Testing (25°C) | 20 I ₂₀ rate (7A,27min) | 34min | |
| | 60 I ₂₀ rate (21A,7min) | 8min | |
| Internal Resistance | Full Charged Battery 25°C | 28mΩ | |
| Capacity Affected By Temperature | 40°C | 104% | |
| | 25°C | 100% | |
| | 0°C | 83% | |
| | -15°C | 65% | |
| Residual Capacity (25°C) | Capacity After 3 Months Storage | 91% | |
| | Capacity After 6 Months Storage | 82% | |
| | Capacity After 12 Months Storage | 65% | |
| Charge (Constant Voltage) | Cycle (25°C) | Initial Charging Current Less Than 2.1A Voltage 14.5~14.9V | |
| | Float (25°C) | Charge Voltage 13.6~13.8V | |
| Weight (Approx) | | 1.95Kg | |

Residual Capacity



Discharge Current 25°C

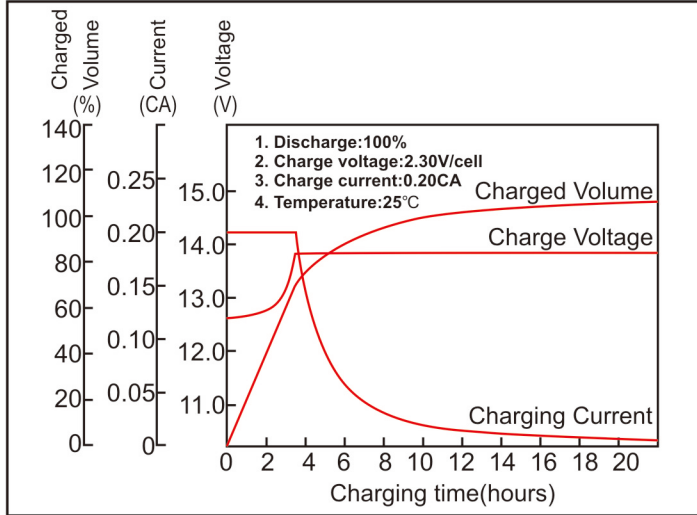


★The above are average and data obtained from the first 3 charge/discharge cycles. These are not minimum values.

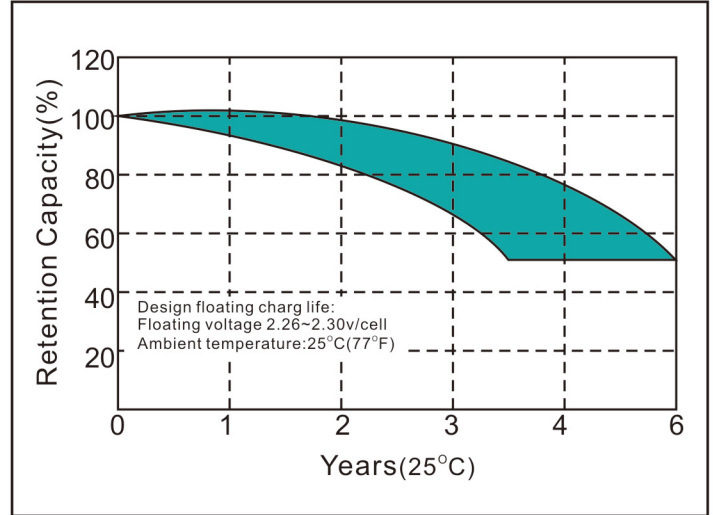
USL120070-2

12V7AH

Constant voltage charging characteristics



Float Life



Constant Current Discharge Characteristics (A, 25°C)

| F.V/Time | 5min | 10min | 15min | 30min | 60min | 2h | 3h | 5h | 8h | 10h | 20h |
|----------|------|-------|-------|-------|-------|------|------|------|------|------|------|
| 9.60V | 25.2 | 16.7 | 12.6 | 7.35 | 4.36 | 2.42 | 1.73 | 1.18 | 0.77 | 0.69 | 0.36 |
| 10.2V | 22.1 | 15.4 | 11.8 | 7.12 | 4.21 | 2.35 | 1.71 | 1.16 | 0.76 | 0.68 | 0.35 |
| 10.5V | 20.6 | 14.7 | 11.3 | 6.95 | 4.12 | 2.33 | 1.69 | 1.14 | 0.75 | 0.67 | 0.35 |
| 10.8V | 19.3 | 11.3 | 10.6 | 6.68 | 4.02 | 2.30 | 1.67 | 1.12 | 0.74 | 0.66 | 0.34 |

Constant Current Discharge Characteristics (Watt, 25°C)

| F.V/Time | 5min | 10min | 15min | 30min | 60min | 2h | 3h | 5h | 8h | 10h | 20h |
|----------|-------|-------|-------|-------|-------|------|-------|-------|------|------|------|
| 9.60V | 272.2 | 182.0 | 138.6 | 82.3 | 49.7 | 27.8 | 20.07 | 13.81 | 9.04 | 8.13 | 4.27 |
| 10.2V | 243.1 | 170.9 | 132.2 | 80.5 | 48.0 | 27.0 | 19.84 | 13.57 | 8.93 | 8.01 | 4.16 |
| 10.5V | 228.7 | 164.6 | 127.7 | 79.2 | 47.4 | 27.2 | 19.77 | 13.45 | 8.89 | 7.96 | 4.17 |
| 10.8V | 216.2 | 127.7 | 120.8 | 76.8 | 46.2 | 26.9 | 19.54 | 13.22 | 8.77 | 7.85 | 4.05 |

Capacity Factors With Different Temperature

| Battery Type | | -20°C | -10°C | 0°C | 5°C | 10°C | 20°C | 25°C | 30°C | 40°C | 45°C |
|--------------|-----|-------|-------|-----|-----|------|------|------|------|------|------|
| Battery | 12V | 50% | 70% | 83% | 85% | 90% | 98% | 100% | 102% | 104% | 105% |

★The above are average and data obtained from the first 3 charge/discharge cycles. These are not minimum values.